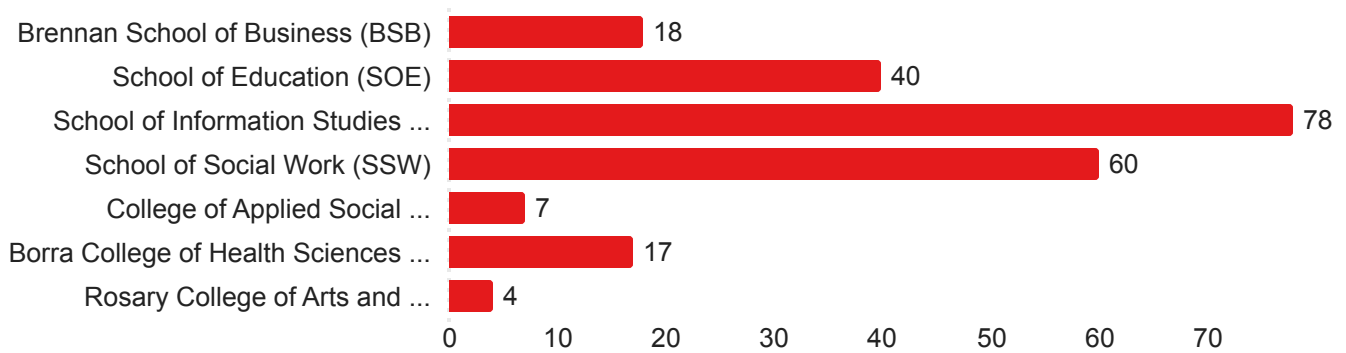
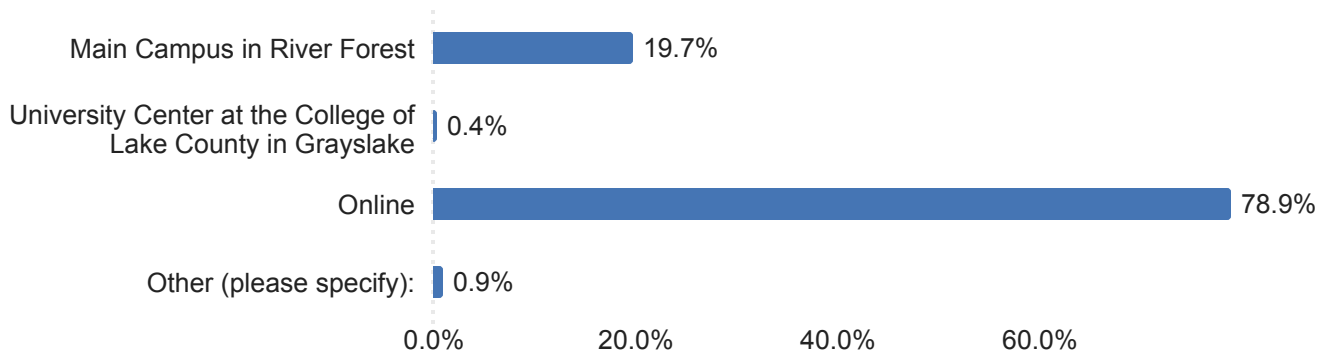


Please indicate the college/school from which you will be graduating:



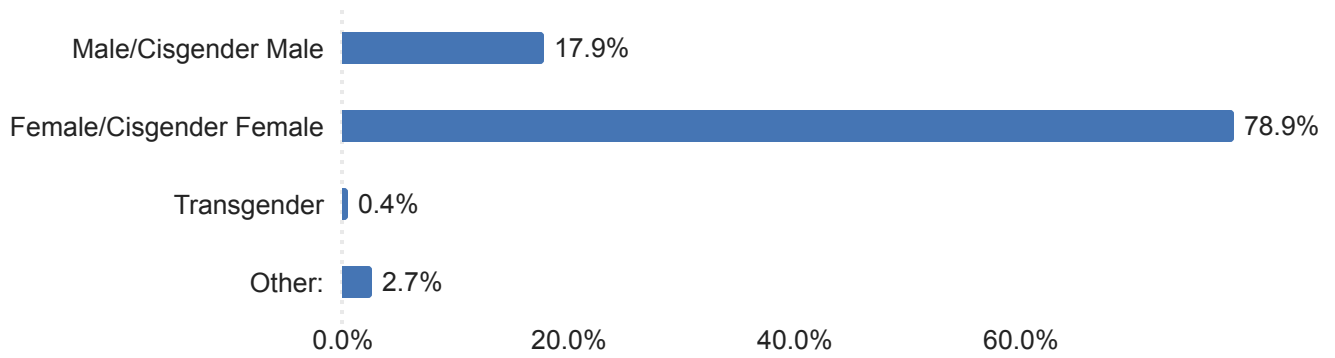
| Field | Choice Count |
|-------------------------------------------------------------------------|--------------|
| Brennan School of Business (BSB) | 8.0% 18 |
| School of Education (SOE) | 17.9% 40 |
| School of Information Studies (SOIS) | 34.8% 78 |
| School of Social Work (SSW) | 26.8% 60 |
| College of Applied Social Sciences (CASS) | 3.1% 7 |
| Borra College of Health Sciences (BCHS) | 7.6% 17 |
| Rosary College of Arts and Sciences (RCAS) - MS in Software Development | 1.8% 4 |
| Total | 224 |

Where did you take MOST of your courses:



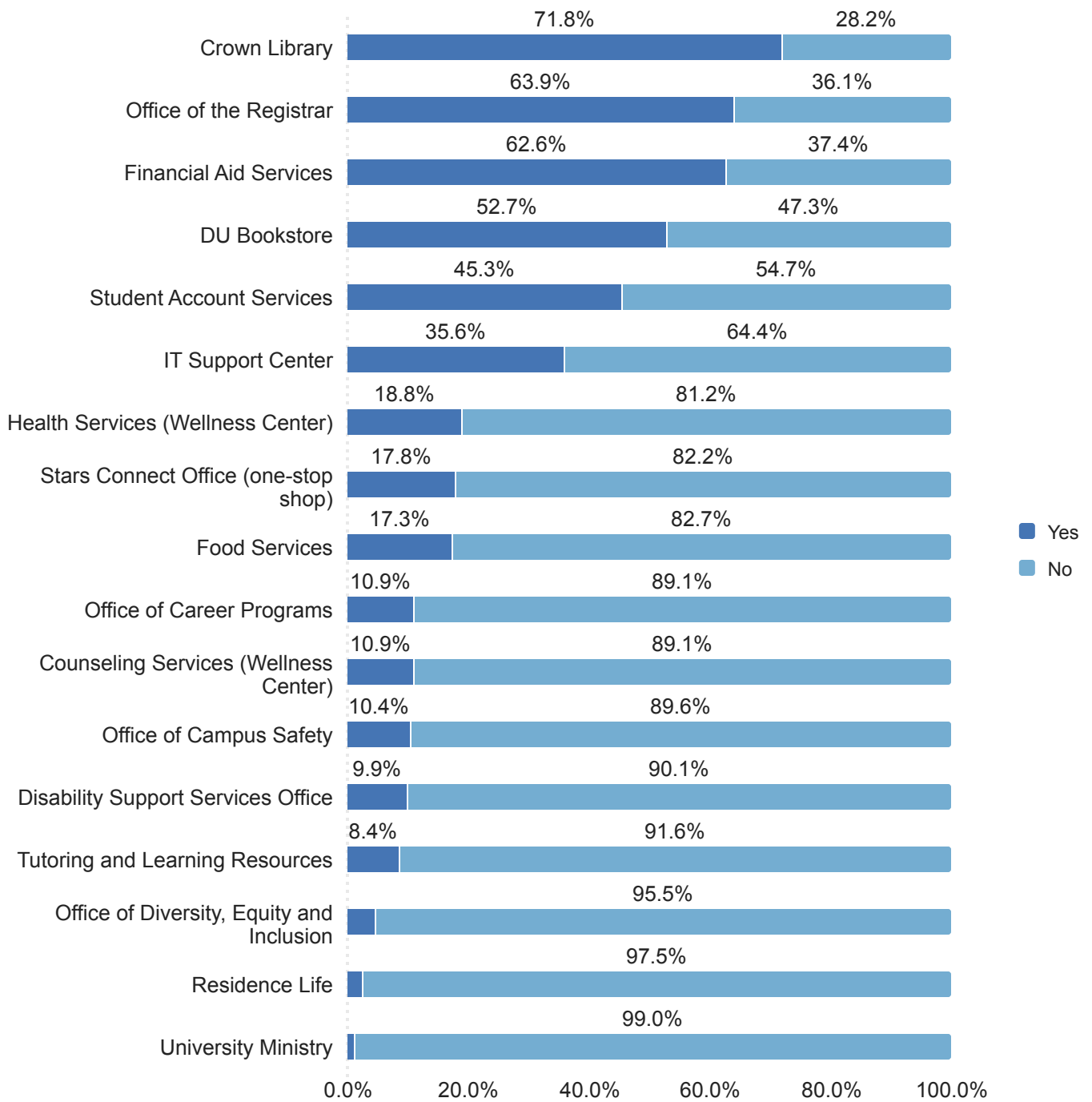
| Field | Choice Count |
|--------------------------------------------------------------|--------------|
| Main Campus in River Forest | 19.7% 44 |
| University Center at the College of Lake County in Grayslake | 0.4% 1 |
| Online | 78.9% 176 |
| Other (please specify): | 0.9% 2 |
| Total | 223 |

What is your gender?



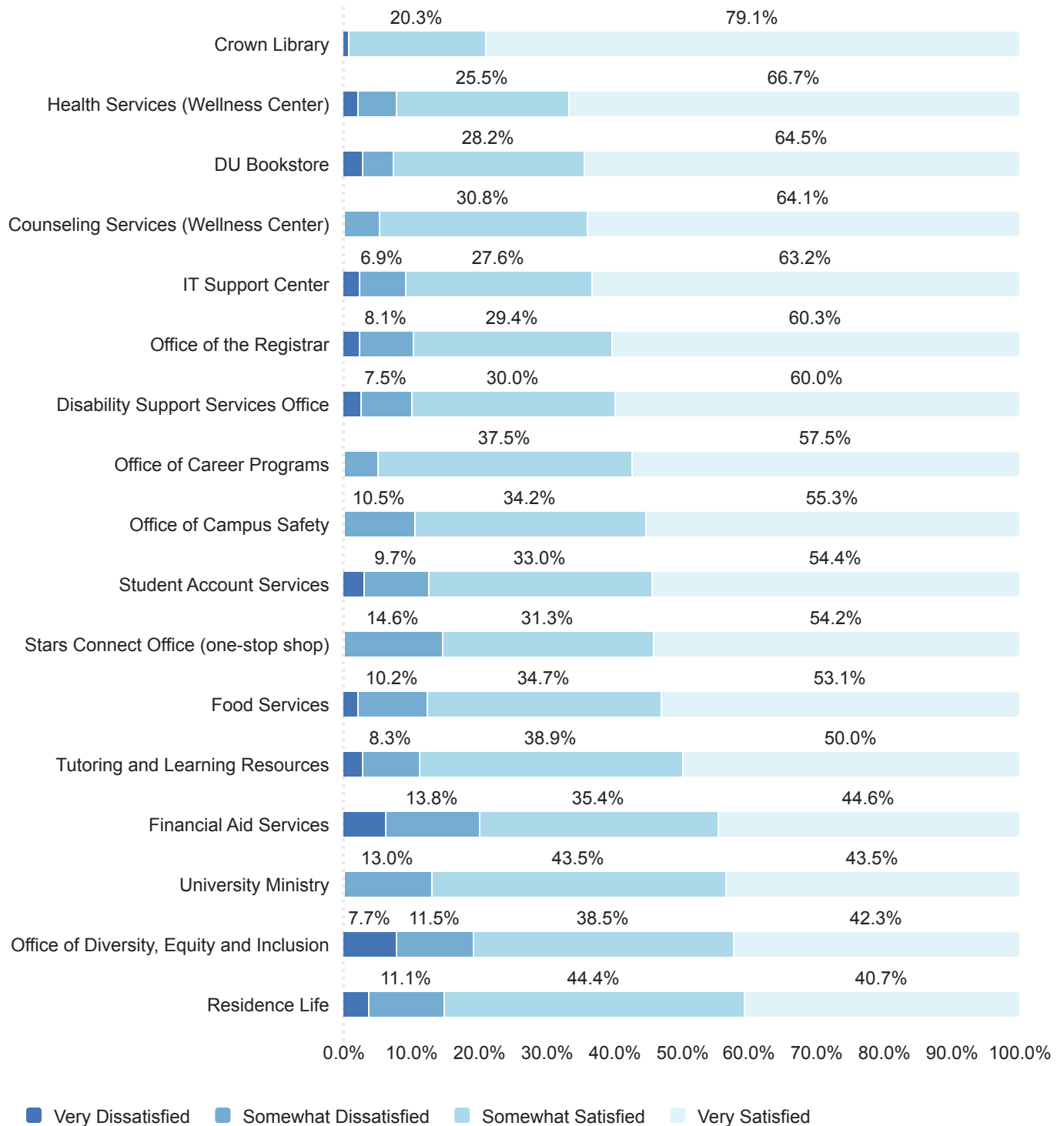
| Gender | Count | Percent |
|-------------------------|-------|---------|
| Male/Cisgender Male | 40 | 17.9% |
| Female/Cisgender Female | 176 | 78.9% |
| Transgender | 1 | 0.4% |
| Other: | 6 | 2.7% |

Did you use this service/go into this office:



| Did you use/go into this office? | Yes | | No | | Total |
|-------------------------------------------|-------|-----|-------|-----|-------|
| Office of Career Programs | 10.9% | 22 | 89.1% | 179 | 201 |
| Financial Aid Services | 62.6% | 129 | 37.4% | 77 | 206 |
| DU Bookstore | 52.7% | 108 | 47.3% | 97 | 205 |
| IT Support Center | 35.6% | 72 | 64.4% | 130 | 202 |
| Crown Library | 71.8% | 148 | 28.2% | 58 | 206 |
| Office of the Registrar | 63.9% | 129 | 36.1% | 73 | 202 |
| Student Account Services | 45.3% | 92 | 54.7% | 111 | 203 |
| Residence Life | 2.5% | 5 | 97.5% | 197 | 202 |
| Tutoring and Learning Resources | 8.4% | 17 | 91.6% | 185 | 202 |
| University Ministry | 1.0% | 2 | 99.0% | 198 | 200 |
| Office of Campus Safety | 10.4% | 21 | 89.6% | 180 | 201 |
| Disability Support Services Office | 9.9% | 20 | 90.1% | 183 | 203 |
| Office of Diversity, Equity and Inclusion | 4.5% | 9 | 95.5% | 191 | 200 |
| Food Services | 17.3% | 35 | 82.7% | 167 | 202 |
| Counseling Services (Wellness Center) | 10.9% | 22 | 89.1% | 180 | 202 |
| Stars Connect Office (one-stop shop) | 17.8% | 36 | 82.2% | 166 | 202 |
| Health Services (Wellness Center) | 18.8% | 38 | 81.2% | 164 | 202 |

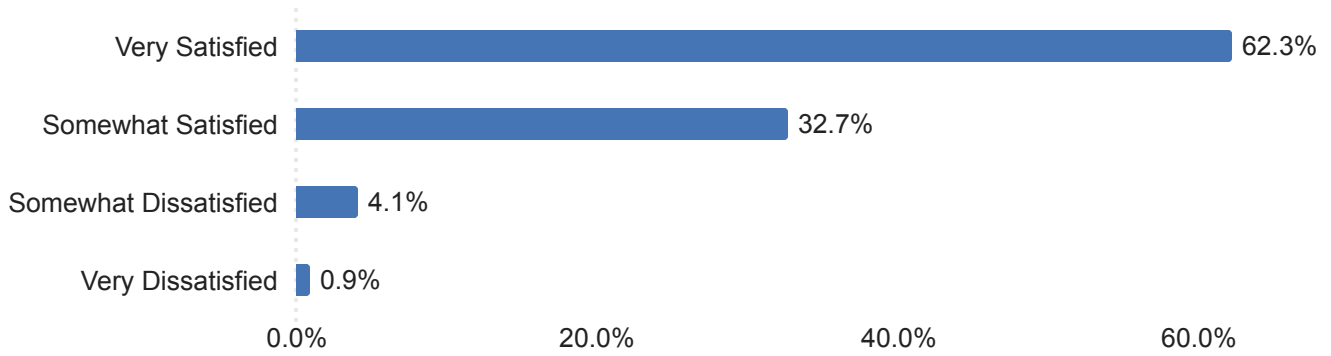
Please rate your level of satisfaction with the quality of service from the staff in the following o - Level of Satisfaction



Please rate your level of satisfaction with the quality of service from the staff in the following offices - Level of Satisfaction

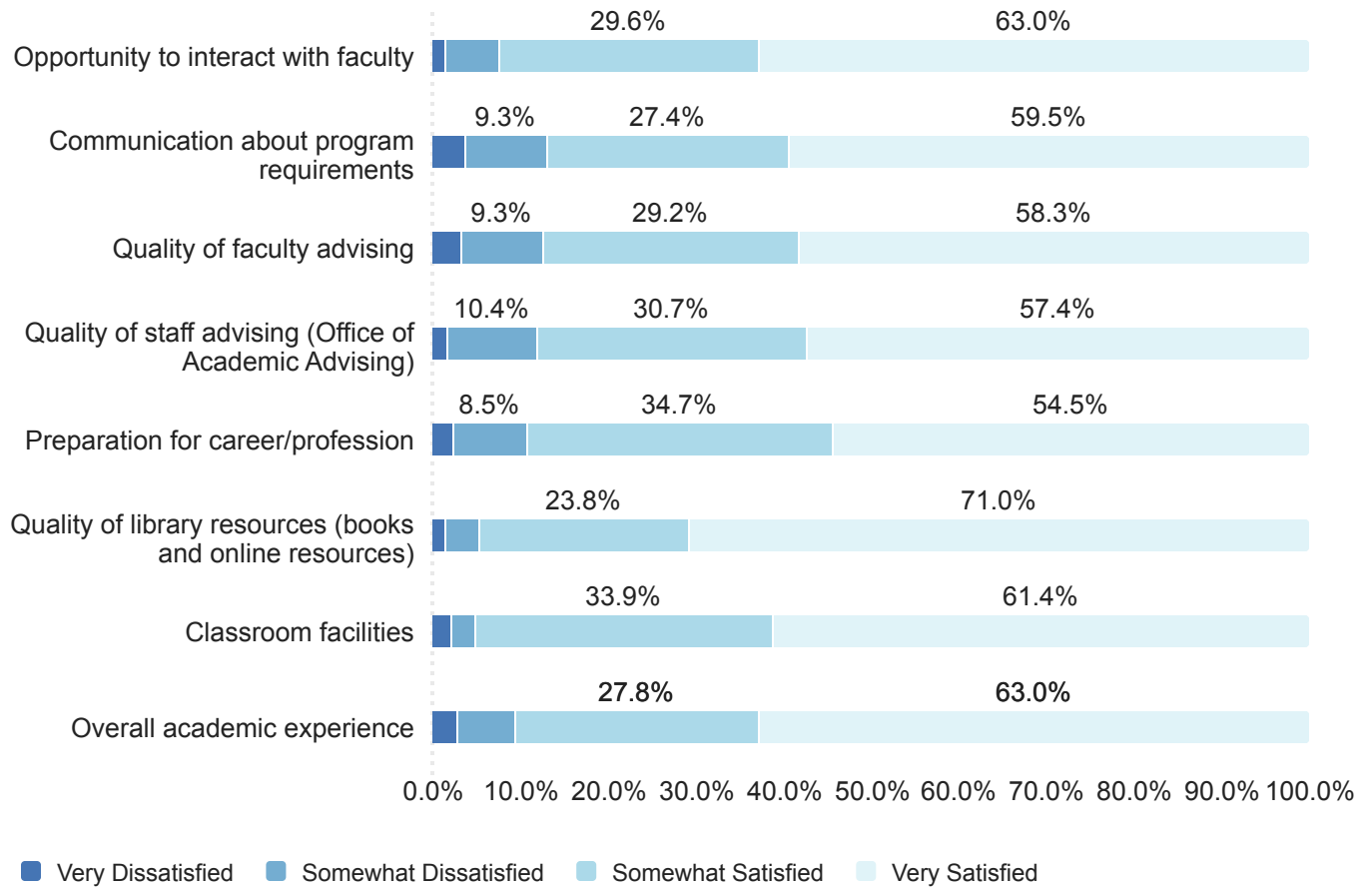
| Satisfaction with Services | Very Dissatisfied | Somewhat Dissatisfied | Somewhat Satisfied | Very Satisfied | Total |
|-------------------------------------------|-------------------|-----------------------|--------------------|----------------|-------|
| Office of Career Programs | 0.0% 0 | 5.0% 2 | 37.5% 15 | 57.5% 23 | 40 |
| Financial Aid Services | 6.2% 8 | 13.8% 18 | 35.4% 46 | 44.6% 58 | 130 |
| DU Bookstore | 2.7% 3 | 4.5% 5 | 28.2% 31 | 64.5% 71 | 110 |
| IT Support Center | 2.3% 2 | 6.9% 6 | 27.6% 24 | 63.2% 55 | 87 |
| Crown Library | 0.7% 1 | 0.0% 0 | 20.3% 31 | 79.1% 121 | 153 |
| Office of the Registrar | 2.2% 3 | 8.1% 11 | 29.4% 40 | 60.3% 82 | 136 |
| Student Account Services | 2.9% 3 | 9.7% 10 | 33.0% 34 | 54.4% 56 | 103 |
| Residence Life | 3.7% 1 | 11.1% 3 | 44.4% 12 | 40.7% 11 | 27 |
| Tutoring and Learning Resources | 2.8% 1 | 8.3% 3 | 38.9% 14 | 50.0% 18 | 36 |
| University Ministry | 0.0% 0 | 13.0% 3 | 43.5% 10 | 43.5% 10 | 23 |
| Office of Campus Safety | 0.0% 0 | 10.5% 4 | 34.2% 13 | 55.3% 21 | 38 |
| Disability Support Services Office | 2.5% 1 | 7.5% 3 | 30.0% 12 | 60.0% 24 | 40 |
| Office of Diversity, Equity and Inclusion | 7.7% 2 | 11.5% 3 | 38.5% 10 | 42.3% 11 | 26 |
| Food Services | 2.0% 1 | 10.2% 5 | 34.7% 17 | 53.1% 26 | 49 |
| Counseling Services (Wellness Center) | 0.0% 0 | 5.1% 2 | 30.8% 12 | 64.1% 25 | 39 |
| Stars Connect Office (one-stop shop) | 0.0% 0 | 14.6% 7 | 31.3% 15 | 54.2% 26 | 48 |
| Health Services (Wellness Center) | 2.0% 1 | 5.9% 3 | 25.5% 13 | 66.7% 34 | 51 |

Please rate your overall satisfaction with services at Dominican University:



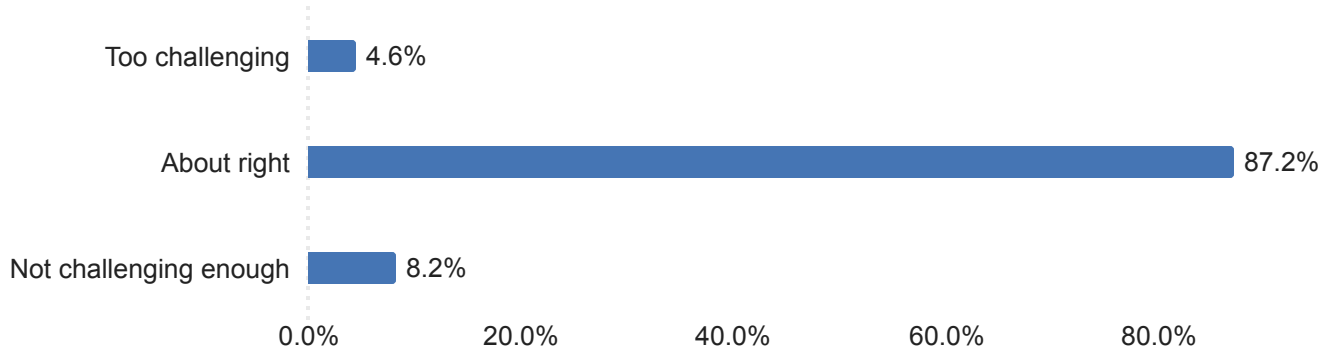
| Overall Satisfaction with Services | Choice Count |
|------------------------------------|--------------|
| Very Dissatisfied | 0.9% 2 |
| Somewhat Dissatisfied | 4.1% 9 |
| Somewhat Satisfied | 32.7% 72 |
| Very Satisfied | 62.3% 137 |
| Total | 220 |

Please rate your level of satisfaction with the following aspects of your overall academic experience at Dominican:



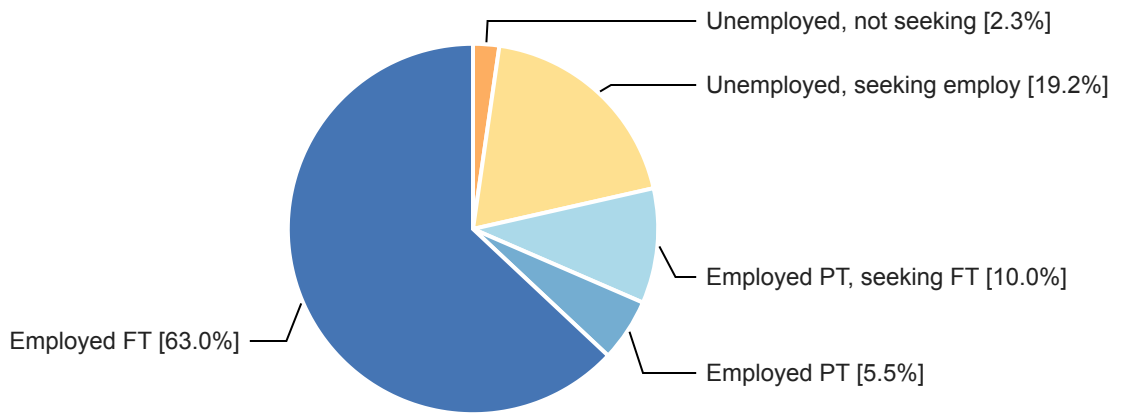
| Satisfaction with Academic Experience | Very Dissatisfied | Somewhat Dissatisfied | Somewhat Satisfied | Very Satisfied | Total |
|-----------------------------------------------------------|-------------------|-----------------------|--------------------|----------------|-------|
| Opportunity to interact with faculty | 1.4% 3 | 6.0% 13 | 29.6% 64 | 63.0% 136 | 216 |
| Communication about program requirements | 3.7% 8 | 9.3% 20 | 27.4% 59 | 59.5% 128 | 215 |
| Quality of faculty advising | 3.2% 7 | 9.3% 20 | 29.2% 63 | 58.3% 126 | 216 |
| Quality of staff advising (Office of Academic Advising) | 1.5% 3 | 10.4% 21 | 30.7% 62 | 57.4% 116 | 202 |
| Preparation for career/profession | 2.3% 5 | 8.5% 18 | 34.7% 74 | 54.5% 116 | 213 |
| Quality of library resources (books and online resources) | 1.4% 3 | 3.8% 8 | 23.8% 50 | 71.0% 149 | 210 |
| Classroom facilities | 2.1% 4 | 2.6% 5 | 33.9% 64 | 61.4% 116 | 189 |
| Overall academic experience | 2.8% 6 | 6.5% 14 | 27.8% 60 | 63.0% 136 | 216 |

In general, how would you rate the academic rigor of your classes at Dominican?



| Rigor | Choice Count |
|------------------------|--------------|
| Too challenging | 4.6% 10 |
| About right | 87.2% 191 |
| Not challenging enough | 8.2% 18 |
| Total | 219 |

What will be your EMPLOYMENT STATUS immediately after graduation?



| Employment Status | Choice Count |
|---------------------------------------------------------------------------------------------|--------------|
| Employed full-time (30 hours or more per week) | 63.0% 138 |
| Employed part-time (less than 30 hours per week) | 5.5% 12 |
| Employed part-time and seeking full-time | 10.0% 22 |
| Participating in postgraduate service program (e.g. AmeriCorps, Dominican Volunteers, etc.) | 0.0% 0 |
| Unemployed, seeking employment | 19.2% 42 |
| Unemployed, not seeking employment | 2.3% 5 |
| Total | 219 |

Job Title:

Job Title:

Specialist
Special Education Teacher
Resource Teacher
Teacher
Sr Quality Assurance
Secondary Education Teacher
Special Education Teacher
Social Worker
1st Grade Teacher
Special Education Teacher
Teacher
Customer Service Representative/Teller
Retail Relationship Banker
Director of Youth Programs
teacher
Special Ed Teacher
Trauma Informed Care Educator
Medical Laboratory Scientist
Assistant Registrar
Teacher
Licensed Social Worker
1st grade Teacher
Educator
School Librarian
Interlibrary Loan Coordinator
Direct Support Professional
Receptionist
Interlibrary Loan Technical Assistant
Business Education Teacher
School-Based Clinician
Tech Librarian
Library Clerk
4/5 Grade Part Time Teacher, Part Time Social Worker
Adminstrator
Special Education Teacher
ESL Resource Teacher

Library Media Center Director
Kinder dual language teacher
Cataloger
Library Assistant
Instruction and Marketing Librarian
School social worker
5th Grade Dual Language Teacher
REACH Program Supervisor
Library Aide II
Teacher
Auditor
Caregiver Support Social Worker
Service coordinator
Therapist/Counselor
Social Worker
Part-time Library Technician
Staff therapist
Science teacher
Case Manager
Digital Processing Archivist & Community Engagement Coordinator (2 jobs)
High school math teacher
Case management
Teen Librarian
Teacher
Clinical Manager
Circulation Team Lead
Adult Librarian
LSW
Domestic Violence Children Specialist
School Social Worker
School social worker
Elementary Teacher
Workforce Development Manager
teacher
School Social Worker
Library Media Specialist
Therapist
Coordinator Of Career Services
Part-time Reference Librarian

Guest Relations & Retail Coordinator

Special Education Teacher

call center

Spanish Teacher

Project Coordinator

Youth Services Assistant

Therapist/Counselor

Special Education Teacher

Case Manager/Social Worker

School Librarian

Librarian

Welcoming Center Case Manager

School Social Worker

Special education teacher

Casework officer

outreach worker

Teacher

Legal Assistant

Library Technical Assistant

teacher

Teacher

Teacher

Library Director

Teen Library Associate

Teacher

Certified teacher

Adult/Tech Services Manager

Library Media Specialist

Librarian

Elementary School Outreach Coordinator

Teacher

Library Coordinator

Teacher

Dean

Children's Services Specialist

Senior Technical Writer

Nursing Director

Classroom Teacher

Grades 6-8 ELA Teacher

Conflicts Researcher

Dietitian

Software Engineer

teacher

Bookseller

Elementary School Teacher

Associate

Adult Services Associate

Junior data analyst

Teacher

OBGYN Physician Assistant

Clinical Research Medical Librarian

Technical Services Librarian

Certified Paraoptometric

Care Coordinator

Payroll specialist

Social Worker

Records Management/Information Technology Consultant

Assistant costume shop supervisor

Administrative Assistant

Librarian

Architectural Historian

Therapist

Senior Manager of Clinical Services

Family and Divorce Mediator

Teacher

IT Computer Help Desk Associate

Coordinator, Evaluation and Learning

Care Manager, LSW

Assistant Professor & Digital Pedagogy Librarian

Teacher

Page

Executive Assistant & Office Manager

Library Assistant

Assistant Library Director

Director of Data and Innovation

Digital Asset Manager

Adult Services Librarian

Name of Employer:

Name of Employer:

Columbus State Library

School Association for Special Education in DuPage County (SASED)

DuPage High School District 88 (Addison Trail)

Morton West High School

Grayslake Community High School District 127

Chicago Public Schools

Lake Behavioral Hospital

School District 89

Zion District 6

KIPP CHICAGO PUBLIC SCHOOL

First State Bank

BMO Bank N.A.

Corazon Community Services

District 89

CPS Schools

Self-Employed

RUSH

Saint Louis Zoo

CICS Northtown Academy

In2Great! Pediatric Therapy Services

Lindop Elementary

Chicago Public Schools

Normal Park Museum Magnet School

Wheaton College

Bethshan Association

Law office

East Lansing Public Library

District 203

Youth Crossroads

No

Chicago Public Library

St. Patrick School

Village of Vernon Hills

Little City

D89

School District

Liberty elementary school. Cicero, District 99
Fountaindale Public Library
Teton County Library
Dominican University - Rebecca Crown Library
District 88
District 116
The Center for Enriched Living
City of Wasilla, Wasilla Public Library
CPS
Miller Cooper
FamilyMeans in Stillwater, MN
Cje SeniorLife
Living Pono
Veteran Affairs
Harris County Public Library
The Josselyn Center
District 103
Beds Plus
North Park University & Wilmette Historical Museum (2 jobs)
ACERO Victoria Soto High School
Meridian
LINC Library Innovation Center
CPS
Vista Medical Center
Sycamore Public Library
Chicago Public Library
I am still looking for a full-time job.
Metropolitan Family Services DuPage
Pending
Tbd
Berwyn South School district 100
Corazon Community Services
Giant Steps
Hawthorn School of Dual Language
Hawthorn SD 73
Illinois behavioral health group
Roosevelt university
Ela Library
National Hellenic Museum

Acero - Garcia High School

Solaris Health

Acero Charter Schools

Galileo Learning

Northbrook Public Library

The Way Back Inn

District 135

Brown County Health and Human Services

To be determined - will need to get hired first

Chicago Public Library

World Relief

Christopher house

Circuit court of cook county social services

Thresholds

St. Stanislaus Kostka Academy

Not comfortable disclosing

DuPage County Law Library

CPS

ACERO

Chicago Public Schools

Chicago Public Library

Curaçao American Preparatory School

District 100 Berwyn

Ella Johnson Memorial Public Library

La Grange School District 105

Indian Prairie Public Library

Mount Prospect Public Library

District 89

Illinois College of Optometry

Chicago Public Schools

Moraine Valley Community College

White Oak Library District

I/O Solutions

Ascension Alexian Brothers

Bridgeport Public Schools

Acero Schools

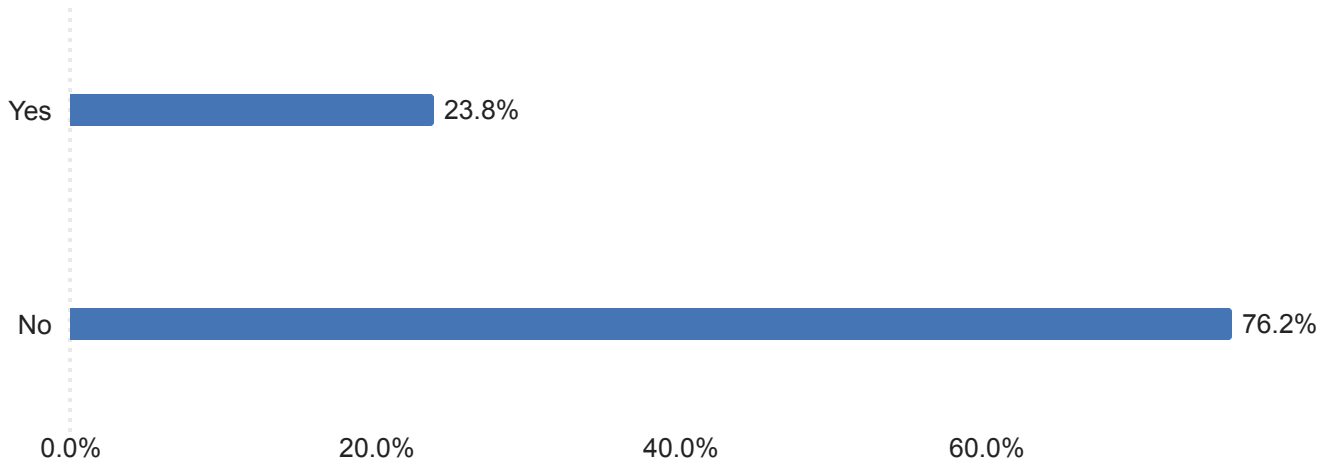
Seyfarth Shaw LLP

Sedna Digital Solutions, LLC

Acero

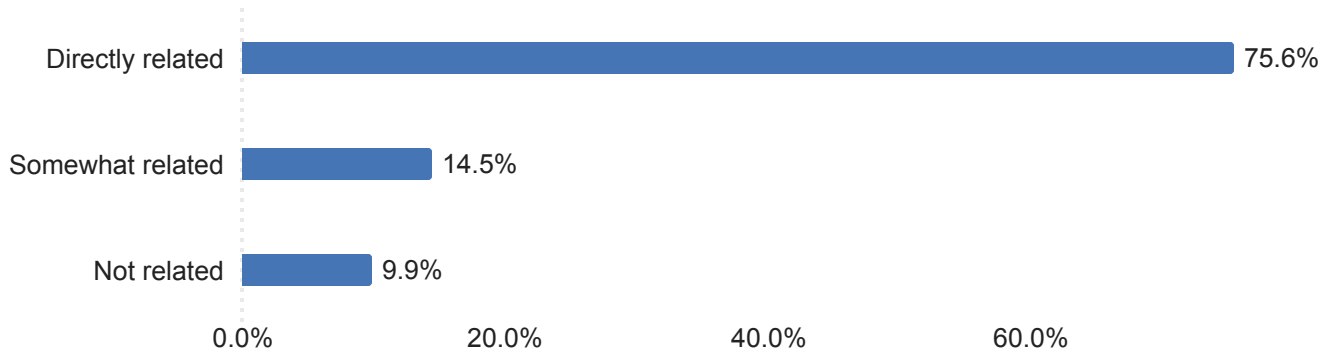
Barnes and Noble College
Alpine School District
Amazon
Library
Dominican University
Heritage Middle School
Baylor Scott & White Health
Shriners Hospital for Children Chicago
Chicago History Museum
Optometric Management Group, LLC
Aging Care Connections
Hebzibah Children's Association
JourneyCare
Dominican University
Emerson College
UI Health
Morton 201
Mead & Hunt, Inc.
Community Mental Health Center (in west suburbs)
Prealize Health
Private Practice
Chicago Ridge School District 127.5
Downers Grove Public Library
MacArthur Foundation
Alivio Medical Center
University of Dayton
CPS
Highland Park Public Library
Gold Resource Corporation
Newberry Library
Garrett-Theological Seminary, Styberg Library
Dominican University
Newberry Library
Palatine Public Library District

Have you sought out any career related services at Dominican?



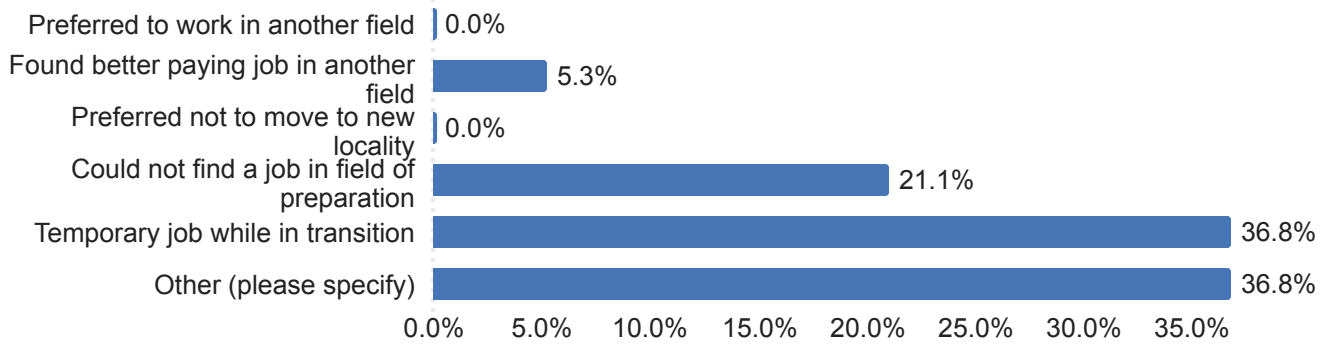
| Field | Choice Count |
|-------|--------------|
| Yes | 23.8% 10 |
| No | 76.2% 32 |
| Total | 42 |

If you will be employed, how closely related will the job be to your degree program?



| Field | Choice Count |
|------------------|--------------|
| Directly related | 75.6% 130 |
| Somewhat related | 14.5% 25 |
| Not related | 9.9% 17 |
| Total | 172 |

If the job is not related to your major, please check all the reasons that apply:

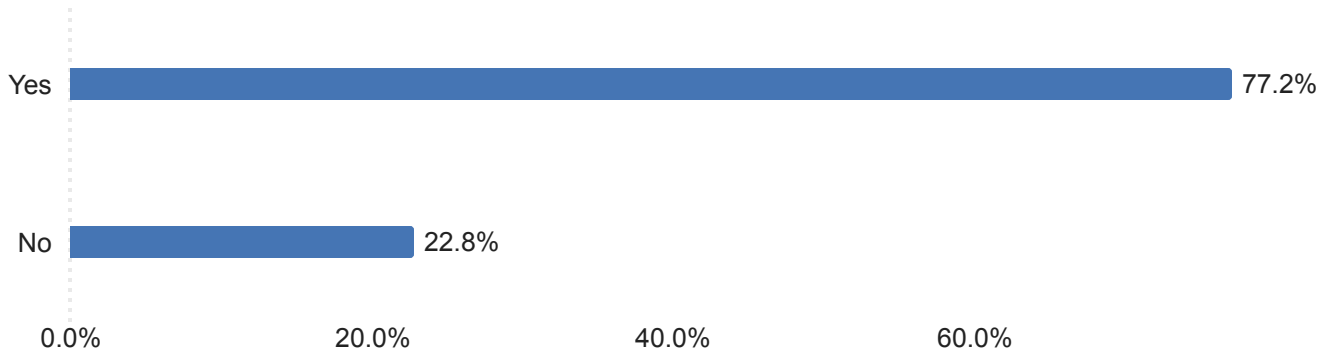


| Field | Choice Count |
|----------------------------------------------|--------------|
| Preferred to work in another field | 0.0% 0 |
| Found better paying job in another field | 5.3% 1 |
| Preferred not to move to new locality | 0.0% 0 |
| Could not find a job in field of preparation | 21.1% 4 |
| Temporary job while in transition | 36.8% 7 |
| Other (please specify) | 36.8% 7 |
| Total | 19 |

What will be your annual SALARY? (whole numbers only with no commas, dollar signs, or decimals - example: 35000)

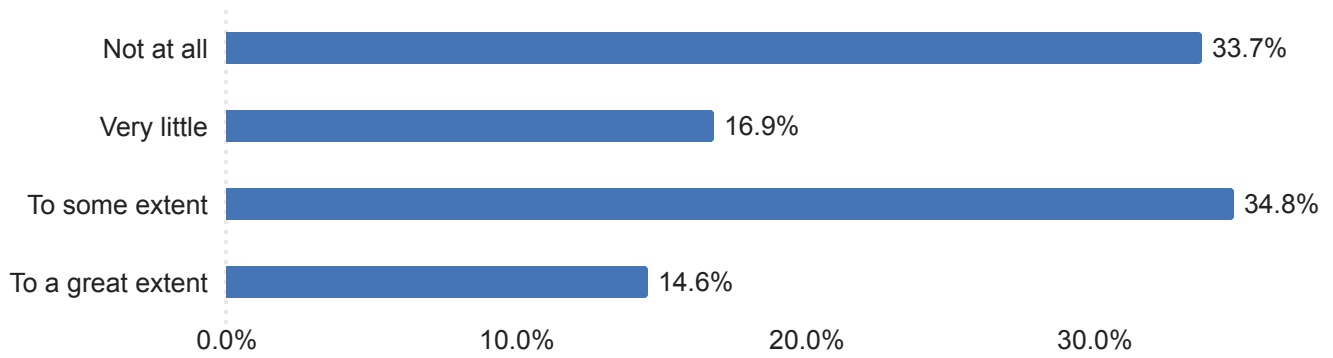
| Question | Average | Responses |
|------------------------------------------------------------------------------------------------------------------|---------|-----------|
| What will be your annual SALARY? (whole numbers only with no commas, dollar signs, or decimals - example: 35000) | 56779 | 121 |

Did you hold the same job while enrolled at Dominican?



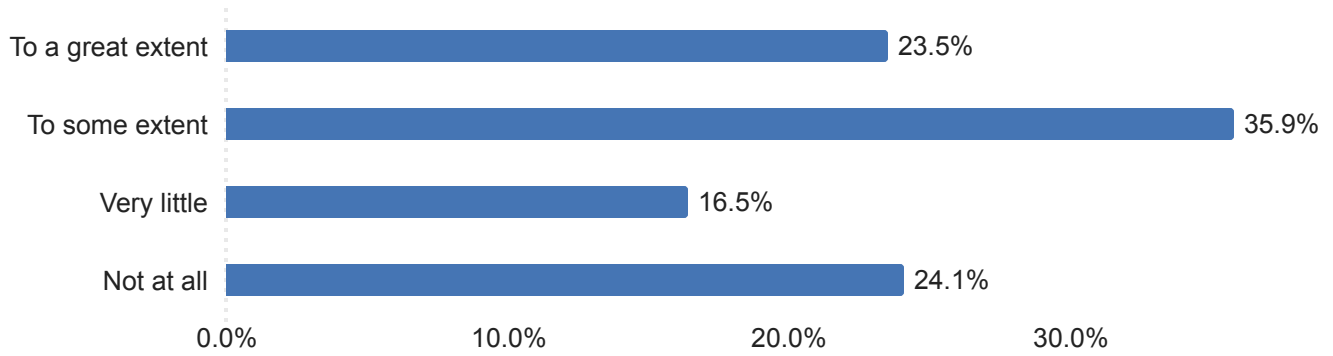
| Field | Choice Count |
|-------|--------------|
| Yes | 77.2% 132 |
| No | 22.8% 39 |
| Total | 171 |

To what extent did Dominican assist you in finding a job?



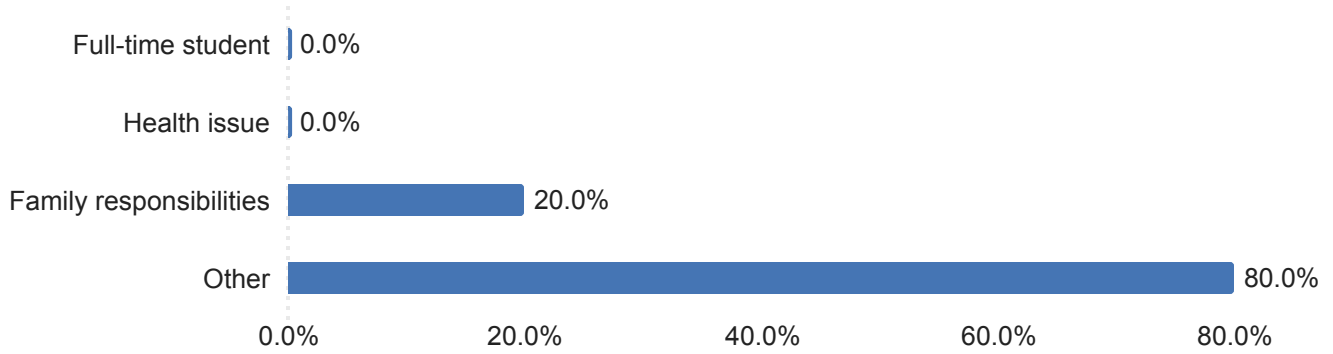
| Field | Choice Count |
|-------------------|--------------|
| Not at all | 33.7% 30 |
| Very little | 16.9% 15 |
| To some extent | 34.8% 31 |
| To a great extent | 14.6% 13 |
| Total | 89 |

To what extent has Dominican's mission (truth, service, justice) influenced your career decisions?



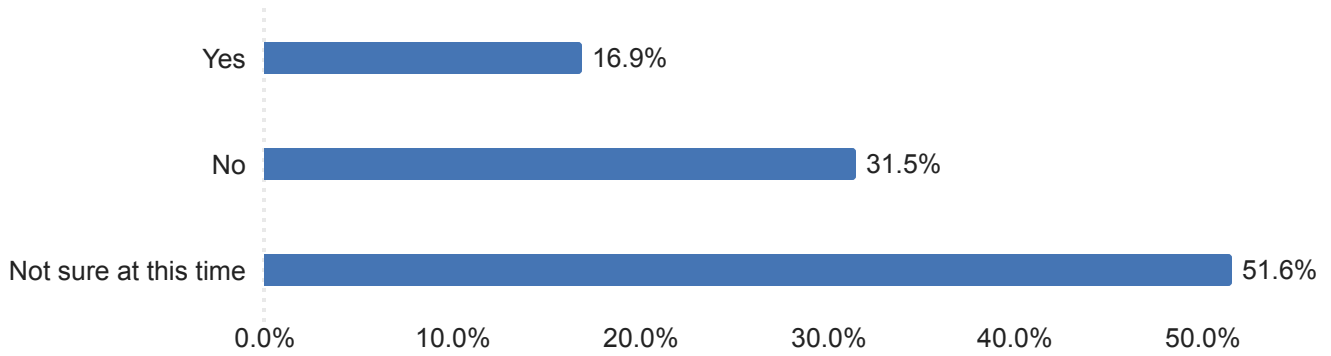
| Field | Choice Count |
|-------------------|--------------|
| Not at all | 24.1% 41 |
| Very little | 16.5% 28 |
| To some extent | 35.9% 61 |
| To a great extent | 23.5% 40 |
| Total | 170 |

If you will be unemployed and not seeking employment, please indicate reason below:



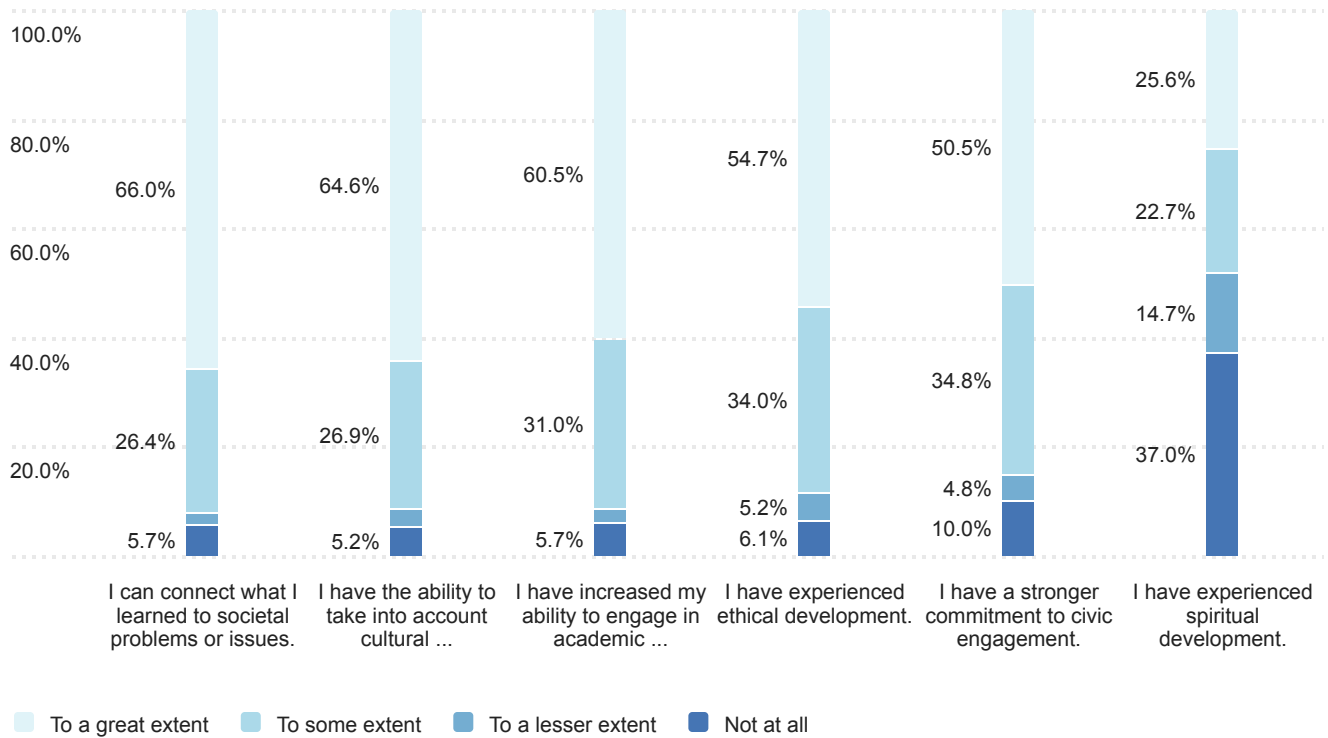
| Field | Choice Count |
|-------------------------|--------------|
| Full-time student | 0.0% 0 |
| Health issue | 0.0% 0 |
| Family responsibilities | 20.0% 1 |
| Other | 80.0% 4 |
| Total | 5 |

Do you plan to attain another degree or certificate after graduating from Dominican?



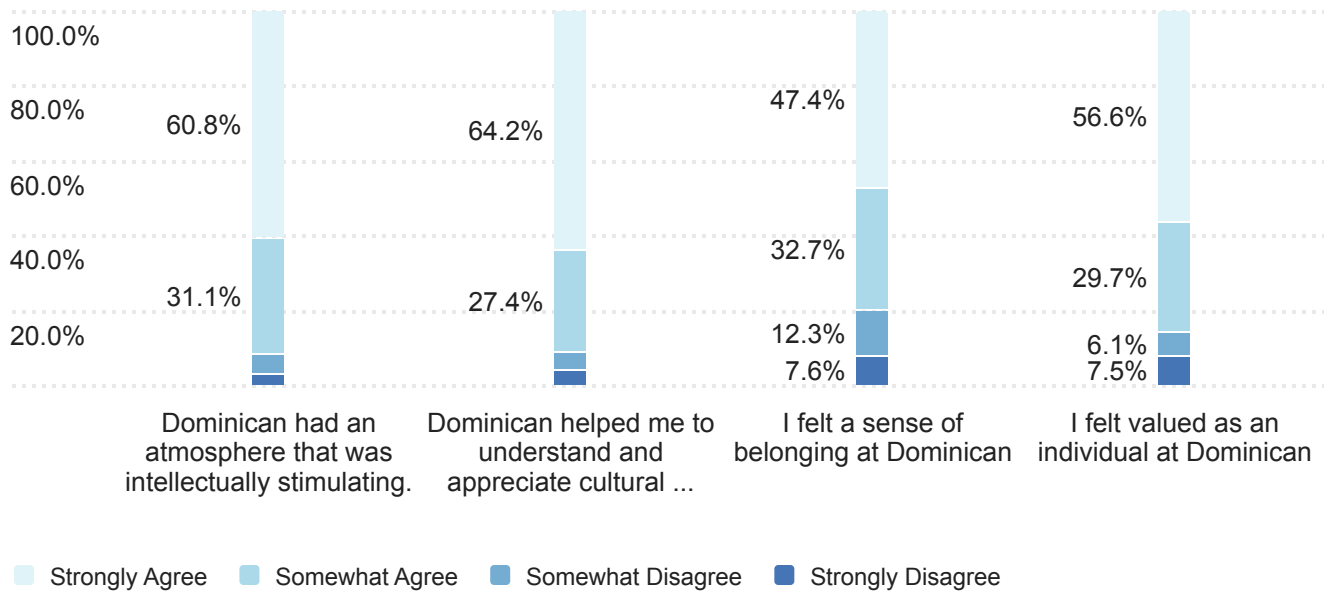
| Another degree/certificate | Choice Count |
|----------------------------|--------------|
| Yes | 16.9% 37 |
| No | 31.5% 69 |
| Not sure at this time | 51.6% 113 |
| Total | 219 |

Please rate the following statements concerning your Dominican experience. As a result of my experience at Dominican University, I feel that...



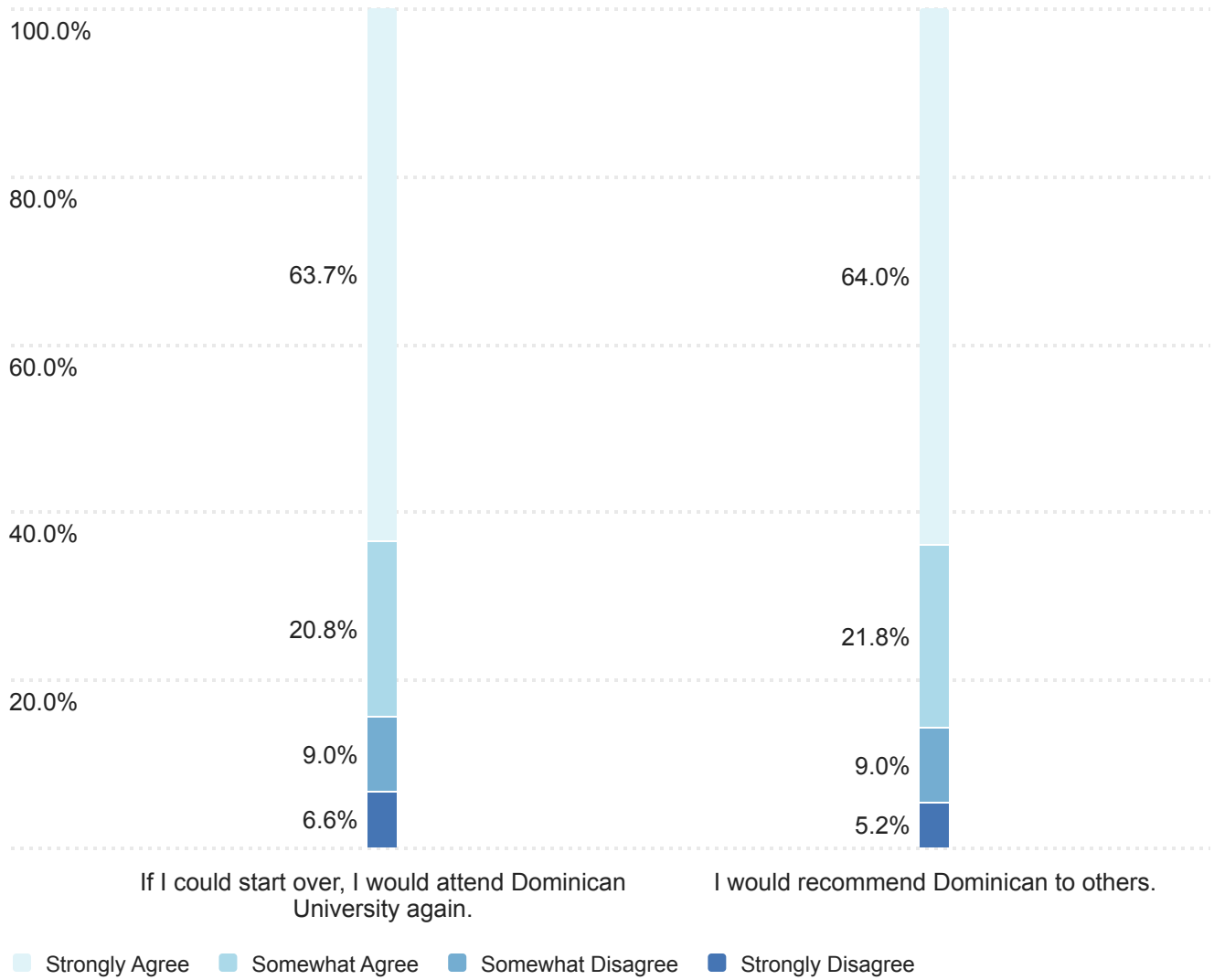
| Field | Not at all | To a lesser extent | To some extent | To a great extent | Total |
|----------------------------------------------------------------------------------|------------|--------------------|----------------|-------------------|-------|
| I can connect what I learned to societal problems or issues. | 5.7% 12 | 1.9% 4 | 26.4% 56 | 66.0% 140 | 212 |
| I have a stronger commitment to civic engagement. | 10.0% 21 | 4.8% 10 | 34.8% 73 | 50.5% 106 | 210 |
| I have increased my ability to engage in academic research and scholarship. | 5.7% 12 | 2.9% 6 | 31.0% 65 | 60.5% 127 | 210 |
| I have experienced ethical development. | 6.1% 13 | 5.2% 11 | 34.0% 72 | 54.7% 116 | 212 |
| I have experienced spiritual development. | 37.0% 78 | 14.7% 31 | 22.7% 48 | 25.6% 54 | 211 |
| I have the ability to take into account cultural perspectives other than my own. | 5.2% 11 | 3.3% 7 | 26.9% 57 | 64.6% 137 | 212 |

Please rate your level of agreement with the following about Dominican:



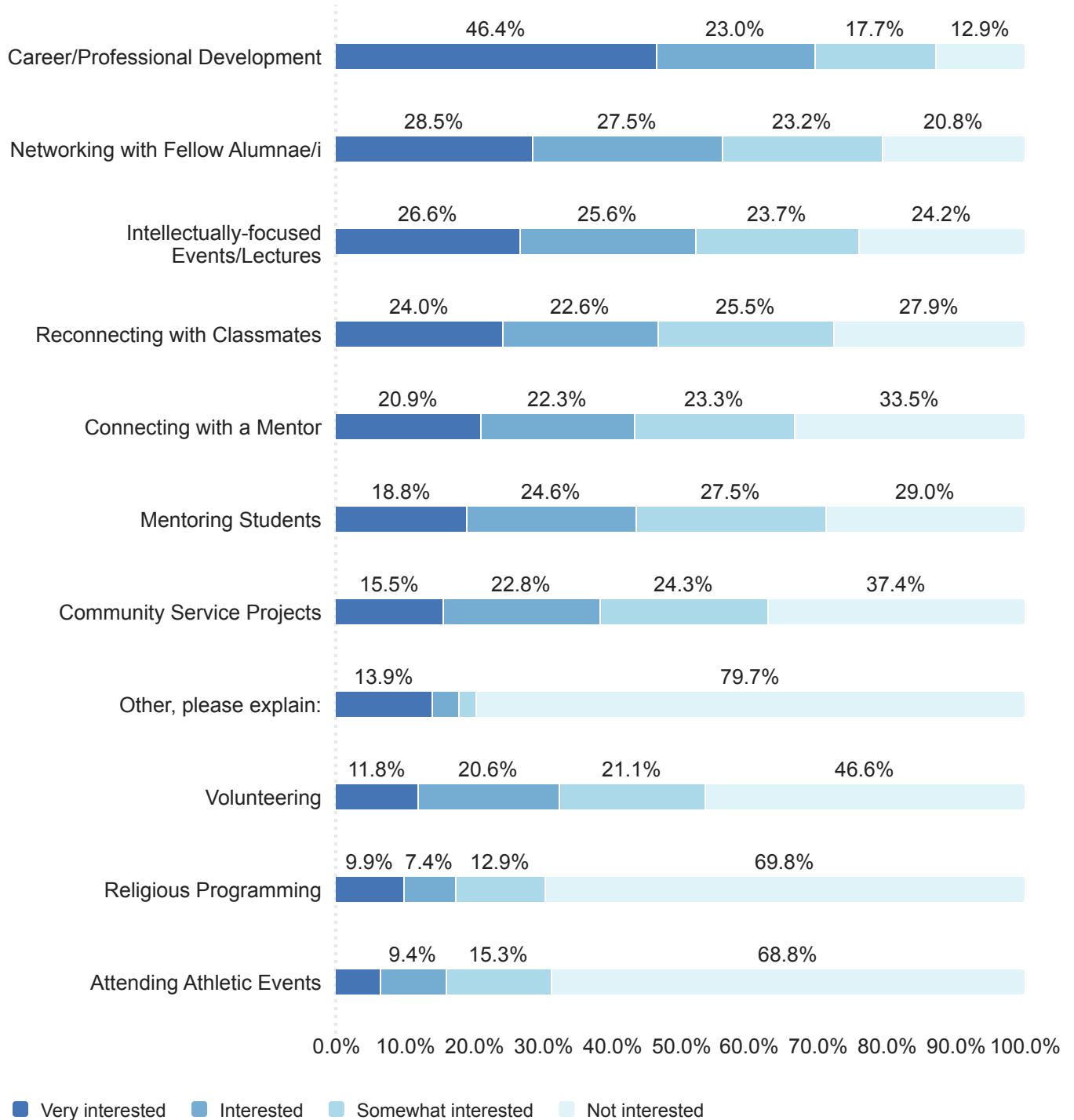
| Agreement | Strongly Disagree | Somewhat Disagree | Somewhat Agree | Strongly Agree | Total |
|--------------------------------------------------------------------------------------------------|-------------------|-------------------|----------------|----------------|-------|
| Dominican had an atmosphere that was intellectually stimulating. | 2.8% 6 | 5.2% 11 | 31.1% 66 | 60.8% 129 | 212 |
| Dominican helped me to understand and appreciate cultural and ethnic differences between people. | 3.8% 8 | 4.7% 10 | 27.4% 58 | 64.2% 136 | 212 |
| I felt a sense of belonging at Dominican | 7.6% 16 | 12.3% 26 | 32.7% 69 | 47.4% 100 | 211 |
| I felt valued as an individual at Dominican | 7.5% 16 | 6.1% 13 | 29.7% 63 | 56.6% 120 | 212 |

Please rate your level of agreement with the following about your OVERALL experience at Dominican:



| Overall Experience | Strongly Disagree | Somewhat Disagree | Somewhat Agree | Strongly Agree | Total |
|-------------------------------------------------------------------|-------------------|-------------------|----------------|----------------|-------|
| If I could start over, I would attend Dominican University again. | 6.6% 14 | 9.0% 19 | 20.8% 44 | 63.7% 135 | 212 |
| I would recommend Dominican to others. | 5.2% 11 | 9.0% 19 | 21.8% 46 | 64.0% 135 | 211 |

After graduation, what do you think your level of interest will be in the following types of DU alumni events and activities:



| Level of Interest | Very interested | | Interested | | Somewhat interested | | Not interested | | Total |
|----------------------------------------|-----------------|----|------------|----|---------------------|----|----------------|-----|-------|
| Reconnecting with Classmates | 24.0% | 50 | 22.6% | 47 | 25.5% | 53 | 27.9% | 58 | 208 |
| Career/Professional Development | 46.4% | 97 | 23.0% | 48 | 17.7% | 37 | 12.9% | 27 | 209 |
| Mentoring Students | 18.8% | 39 | 24.6% | 51 | 27.5% | 57 | 29.0% | 60 | 207 |
| Networking with Fellow Alumnae/i | 28.5% | 59 | 27.5% | 57 | 23.2% | 48 | 20.8% | 43 | 207 |
| Connecting with a Mentor | 20.9% | 43 | 22.3% | 46 | 23.3% | 48 | 33.5% | 69 | 206 |
| Community Service Projects | 15.5% | 32 | 22.8% | 47 | 24.3% | 50 | 37.4% | 77 | 206 |
| Intellectually-focused Events/Lectures | 26.6% | 55 | 25.6% | 53 | 23.7% | 49 | 24.2% | 50 | 207 |
| Attending Athletic Events | 6.4% | 13 | 9.4% | 19 | 15.3% | 31 | 68.8% | 139 | 202 |
| Religious Programming | 9.9% | 20 | 7.4% | 15 | 12.9% | 26 | 69.8% | 141 | 202 |
| Volunteering | 11.8% | 24 | 20.6% | 42 | 21.1% | 43 | 46.6% | 95 | 204 |
| Other, please explain: | 13.9% | 11 | 3.8% | 3 | 2.5% | 2 | 79.7% | 63 | 79 |